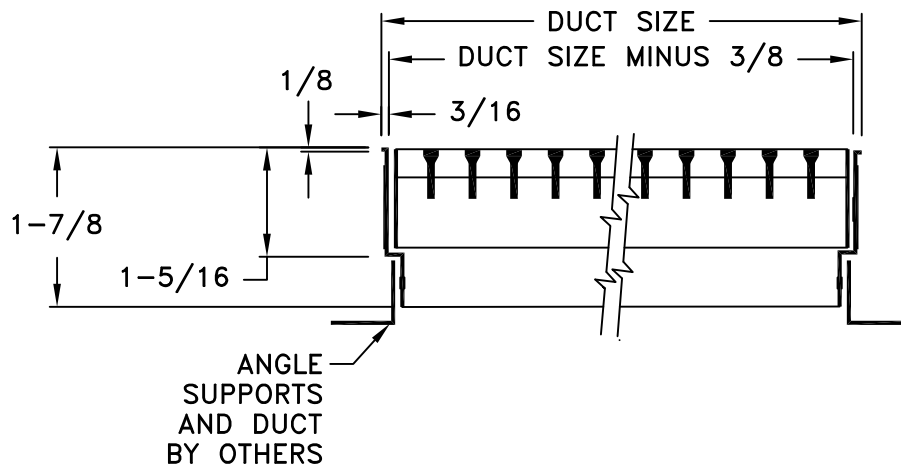
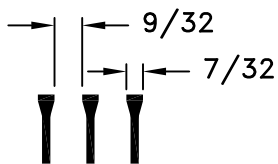


- EXTRUDED ALUMINUM CONSTRUCTION
- MINIMUM SIZE: 4 LONG X 2 WIDE
- MAXIMUM SIZE: 72 LONG X 12 WIDE ONE PIECE CONSTRUCTION
- WIDTH DIMENSION IN 1/2 INCH INCREMENTS ONLY
- LENGTHS OVER 72 INCHES ARE MULTIPLE SECTIONS
- FINISH: WHITE (W) SATIN ANODIZED (SA) FLAT BLACK (FB) BROWN (BN)
- REMOVABLE CORE



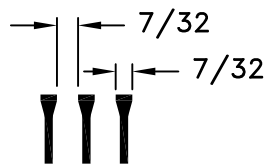
**MOUNTING
STYLE GO
FOR CONCRETE
OR TILE**

FACE BAR CENTERS: 1/2"



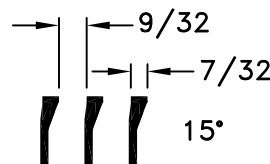
00

7/16"



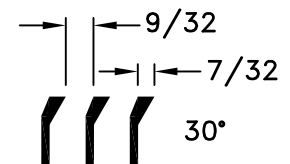
01

1/2"



15

1/2"



30

JOB NAME: _____
 LOCATION: _____
 ARCHITECT: _____
 ENGINEER: _____
 CONTRACTOR: _____

SUBMITTED BY: _____

DATE: 02/20/2024 SD-9607

LF SERIES
 Linear Grilles
 GO Margin