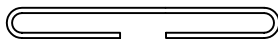
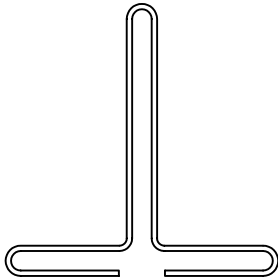
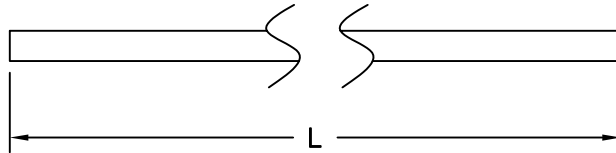


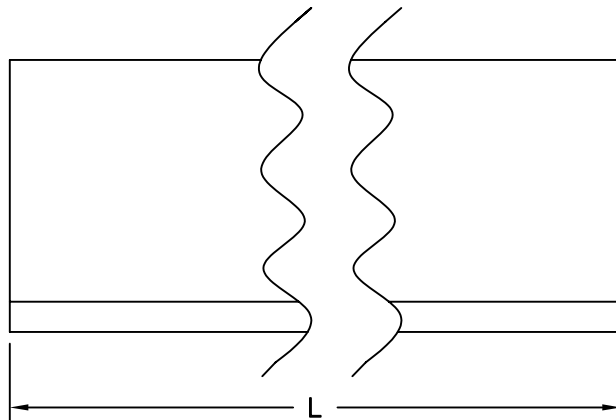
- ROLLFORMED GALVANIZED METAL CONSTRUCTION
- USE IN COMBINATION WITH SLIP FOR CONNECTING LIGHT GAUGE DUCT
- REFERENCE CHART FOR PRODUCT OPTIONS



Drive



Standing Drive



Product	L	Product Number
T-1 Drive 20 GA	5'	T1D2005
T-1 Drive 22 GA	5'	T1D2205
T-1 Drive 24 GA	5'	T1D2405
T-1 Drive 26 GA	5'	T1D2605
Standing Drive 1" 22 GA	5'	STD2205
Standing Drive 1" 24 GA	5'	STD2405
Standing Drive 1" 26 GA	5'	STD2605

Product	L	Product Number
T-1 Drive 20 GA	10'	T1D2010
T-1 Drive 22 GA	10'	T1D2210
T-1 Drive 24 GA	10'	T1D2410
T-1 Drive 26 GA	10'	T1D2610
Standing Drive 1" 22 GA	10'	STD2210
Standing Drive 1" 24 GA	10'	STD2410
Standing Drive 1" 26 GA	10'	STD2610

JOB NAME: _____	SUBMITTED BY: _____	DATE: 5/6/03	SD-7044
LOCATION: _____		T1D AND STD Drives	
ARCHITECT: _____			
ENGINEER: _____			
CONTRACTOR: _____			