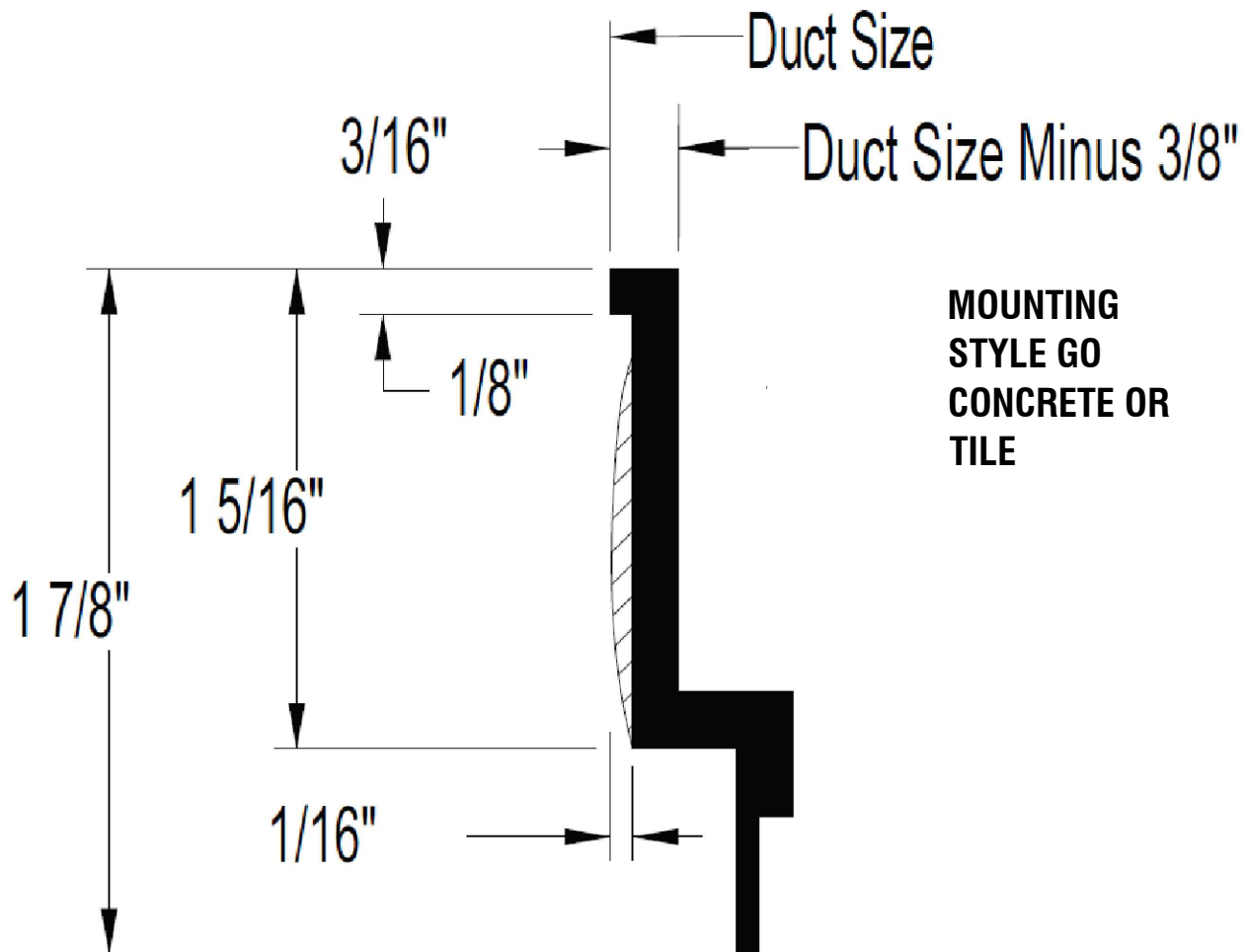
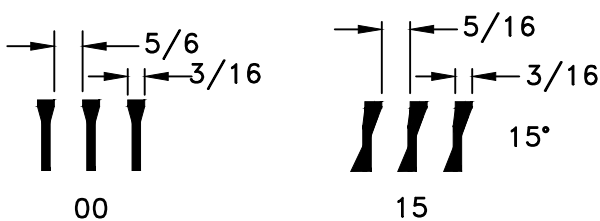


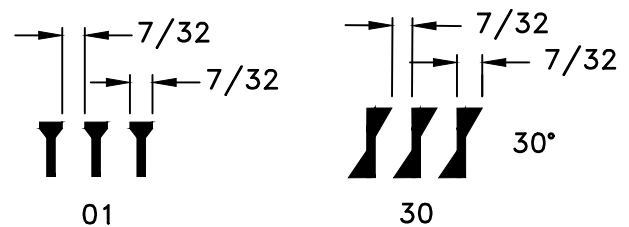
- EXTRUDED ALUMINUM CONSTRUCTION
- MINIMUM SIZE: 4 LONG X 2 WIDE ONE PIECE CONSTRUCTION
- MAXIMUM SIZE: 72 LONG X 24 WIDE ONE PIECE CONSTRUCTION
- WIDTH DIMENSION IN 1/2 INCH INCREMENTS ONLY
- LENGTHS OVER 72 INCHES ARE MULTIPLE SECTIONS WITH KEYWAY SPLICES
- FINISH: WHITE (W) OR SATIN ANODIZED (SA)
- REMOVABLE CORE



### FACE BARS - 1/2 INCH CENTERS



### FACE BARS - 7/16 INCH CENTERS



JOB NAME: \_\_\_\_\_  
 LOCATION: \_\_\_\_\_  
 ARCHITECT: \_\_\_\_\_  
 ENGINEER: \_\_\_\_\_  
 CONTRACTOR: \_\_\_\_\_

SUBMITTED BY: \_\_\_\_\_

DATE: 09/05/2019 SD-9827

**LF SERIES**  
 Linear Grilles  
 GO Margin