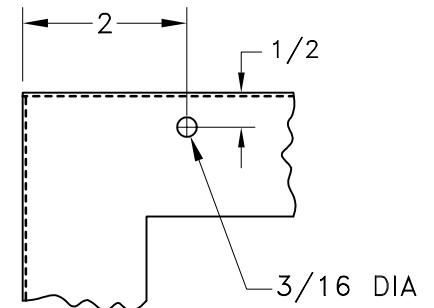
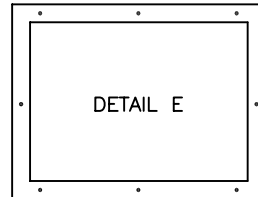
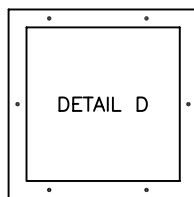
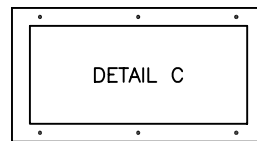
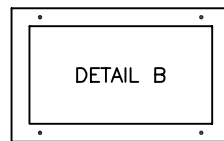
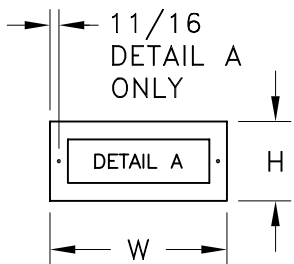


- COUNTER SUNK HOLES FOR A FLUSH APPEARANCE
- PAINTED #6 X 1-1/2 INCH PHILLIPS OVAL HEAD SCREWS

		W I D T H																					
		4	5	6	7	8	9	10	12	14	15	16	18	20	22	24	26	28	30	32	34	36	
H E I G H T	3																						
	4																						
	5																						
	6																						
	7																						
	8																						
	9																						
	10																						
	12																						
	14																						
	15																						
	16																						
	18																						
	20																						
	22																						
	24																						
26																							
28																							
30																							
32																							
34																							
36																							



DETAILS B THROUGH E

JOB NAME: _____	SUBMITTED BY: _____	DATE: 02/01/00	SD-9042
LOCATION: _____	821, 831 SERIES Screw Hole Location Chart		
ARCHITECT: _____			
ENGINEER: _____			
CONTRACTOR: _____			