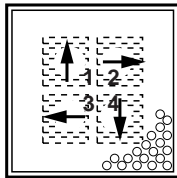
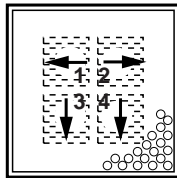


Probe Position: The probe is held 1 inch in from the outer edge of the diffuser, flush with the face.



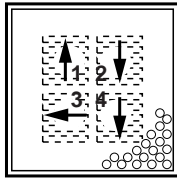
Four-Way (Short Throw)

- For throw in all four directions, use short throw data.



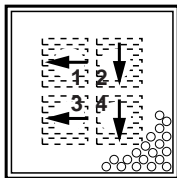
Three-Way (Short Throw)

- For throw in all three directions, use short throw data.



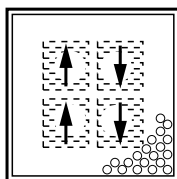
Three-Way (Long & Short)

- For throw in the #2 & #4 direction use long throw data.
- For throw in the #1 & #3 directions, use short throw data.



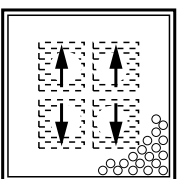
Two-Way Corner (Long & Short)

- For throw in the #2 & #4 direction use long throw data.
- For throw in the #1 & #3 directions, use short throw data.



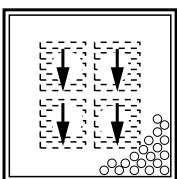
Two-Way (Long Throw)

- For throw in both directions use long throw data.



Two-Way (Short Throw)

- For throw in both directions use short throw data.



One-Way (Long Throw)

- For throw use long throw data.

SBP (Page 93)

Neck Velocity		300	400	500	600	700	800	900	1000	1200	1400
Velocity Pressure		.006	.010	.016	.022	.031	.040	.051	.062	.090	.122
6" Diameter	CFM	60	80	100	120	140	160	180	200	240	280
	Total Pressure	.005	.008	.013	.025	.025	.032	.041	.050	.027	.098
	Short Horizontal Throw	2-1-1	2-1-1	3-1-1	3-2-1	4-2-1	4-2-1	5-2-2	5-3-2	6-3-2	7-4-2
	Long Horizontal Throw	3-1-1	4-2-1	5-2-2	6-3-2	7-3-2	8-4-3	9-4-3	10-5-3	12-6-4	14-7-5
Noise Criteria		<20	<20	<20	<20	<20	22	24	26	31	37
8" Diameter	CFM	105	140	175	210	245	280	315	350	420	490
	Total Pressure	.009	.015	.024	.034	.046	.061	.077	.095	.136	.185
	Short Horizontal Throw	3-1-1	4-2-1	5-2-2	6-4-3	7-3-2	8-4-3	9-4-3	10-5-3	12-6-4	14-7-5
	Long Horizontal Throw	5-3-2	7-4-2	9-5-3	11-5-4	13-6-4	15-7-5	16-8-5	18-9-6	22-11-7	25-13-8
Noise Criteria		<20	<20	<20	<20	20	25	30	34	39	44
10" Diameter	CFM	165	220	275	330	385	440	495	550	660	770
	Total Pressure	.013	.023	.036	.052	.071	.092	.117	.144	.208	.283
	Short Horizontal Throw	5-2-2	6-3-2	8-4-3	10-5-3	11-6-4	13-6-4	14-7-5	16-8-5	19-10-6	23-11-8
	Long Horizontal Throw	9-5-3	12-6-4	15-8-5	18-9-6	21-11-7	24-12-8	27-14-9	30-15-10	36-18-12	42-21-14
Noise Criteria		<20	<20	<20	22	25	28	33	36	41	47
12" Diameter	CFM	240	320	400	480	560	640	720	800	960	1120
	Total Pressure	.017	.030	.047	.068	.093	.121	.153	.189	.273	.371
	Short Horizontal Throw	7-4-2	10-5-3	12-6-4	15-7-5	17-9-6	20-10-7	22-11-7	25-12-8	30-15-10	35-17-12
	Long Horizontal Throw	14-7-5	19-9-6	23-12-8	28-14-9	33-16-11	37-19-12	42-21-14	47-23-16	56-28-19	65-33-22
Noise Criteria		<20	<20	21	25	29	32	35	38	44	50
14" Diameter	CFM	330	440	550	660	770	880	990	1100	1320	1540
	Total Pressure	.020	.036	.057	.081	.111	.145	.183	.226	.326	.443
	Short Horizontal Throw	11-6-4	15-7-5	18-9-6	22-11-7	26-13-9	29-15-10	33-17-11	37-18-12	44-22-15	52-26-17
	Long Horizontal Throw	21-10-7	28-14-9	34-17-11	41-21-14	48-24-16	55-28-18	62-31-21	69-34-23	83-41-28	97-48-32
Noise Criteria		<20	<20	25	31	36	40	43	45	48	53

Notes:

1. Tests conducted in accordance with ANSI/ASHRAE 70-1991 at isothermal conditions.
2. Tests conducted with a straight rigid inlet condition. Other inlet conditions may alter performance.
3. Unit of measure: Neck Velocity = FPM; Velocity Pressure = in. w.c. Air Flow Rate = CFM; Total Pressure = in. w.c. Throw = ft at 50, 100, and 150 fpm terminal velocity
4. Noise Criteria (NC) is based upon 10 dB room absorption (Re: 10⁻¹² watts) evaluated at 125 thru 4000 Hz octave bands.
5. Flow hoods are recommended for system balancing.

PD, PDR, RFPR, RENP (Page 60, 66, 67)

Neck Velocity		200	300	400	500	600	700	800
6" Diameter	CFM	40	60	80	100	120	135	155
	-Ps	.003	.007	.012	.019	.027	.034	.044
8" Diameter	CFM	70	105	140	175	210	245	380
	-Ps	.004	.010	.017	.026	.037	.051	.068
10" Diameter	CFM	110	165	220	275	325	380	435
	-Ps	.005	.011	.020	.030	.043	.058	.076
12" Diameter	CFM	155	235	315	395	470	550	630
	-Ps	.005	.012	.021	.033	.046	.063	.083
14" Diameter	CFM	215	320	430	535	640	750	855
	-Ps	.006	.013	.023	.035	.050	.069	.090
16" Diameter	CFM	280	420	560	700	840	975	1115
	-Ps	.008	.018	.031	.048	.070	.094	.120
18" Diameter	CFM	355	530	705	885	1060	1235	1415
	-Ps	.008	.018	.031	.049	.070	.092	.125
24" x 24"	CFM	735	1100	1470	1835	2200	2570	2935
	-Ps	.008	.018	.032	.050	.070	.095	.130